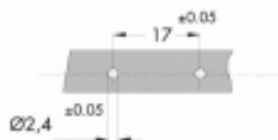
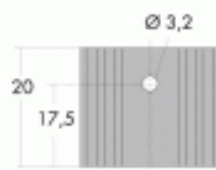
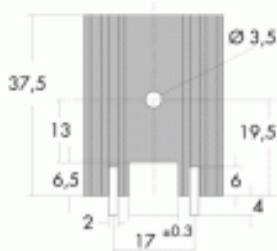


Weight (Kg/mt)	Width (mm)	Height (mm)	RTH (C/W)*	*Lenght (mm)
			11	37,5



FORATURA SUGGERITA SU PCB
RECOMMENDED PCB HOLES LAYOUT

FORATURA SUGGERITA PER: SOT32-TQ220
HOLES LAYOUT FOR CASING: SOT32-TQ220

